



Rave light

Slim LED HIGH BAY



Key Features

Advantages:

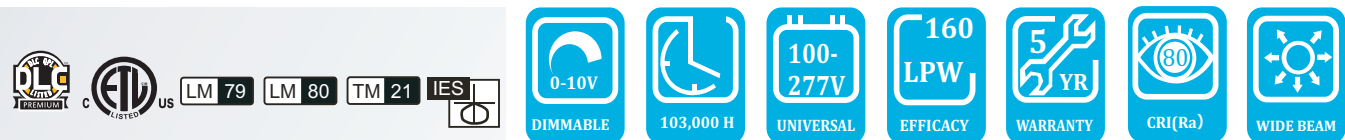
- * Angle adjustable, light output angle can be adjusted easily
- * smart control by Zigbee control system, dimming, group and scene control optional
- * wiring box with PC cover, build in daylight or motion sensor optional
- * High lumen output- Up to 160lm/w
- * Patent design
- * PC cover & Optical lens for optional
- * ETL/DLC listed
- * 100-277V or 347-480V available.
- * 5 years warranty

Applications

- Warehouse
- Super market
- Factory
- Airport and Station Lighting
- Other Commercial Applications

ORDERING

MODEL SELECTION		SIZE	DIMMABLE	WATTAGE	EFFICACY
RV1HB080NKX0140	RV1HB080NKX0160	2'	Dimming(0-10V)	080 = 80 watts	140= 140lm/w
RV1HB100NKX0140	RV1HB100NKX0160	4'		100 = 100 watts	160= 160lm/w
RV2HB150NKX0140	RV2HB150NKX0160			150 = 150 watts	
RV3HB185NKX0140	RV3HB185NKX0160			185 = 185 watts	
RV3HB240NKX0140	RV3HB240NKX0160			240 = 240 watts	
RV4HB300NKX0140				300 = 300 watts	



ITEM	GENERAL PERFORMANCE			ELECTRICAL				PHYSICAL		
Model#	Efficacy (lm/W)	Lumens Delivered (lm)	Lumen Maintenance (L70)	CRI/PF	Power (W)	CCT	Input Voltage	Dimensions (inches)	Net weight	Gross weight
RV1HB080DNK30140D	140	11200	103,000hour	83/0.9	80	3000K 4000K 5000K	100-277V 347V-480V	23.67" x 13.91" x 1.91"	4.3	5.8
RV1HB100DNK30140D		14000			100			23.67" x 13.91" x 1.91"	4.3	5.8
RV2HB150DNK30140D		21000			150			23.67" x 13.91" x 1.91"	4.3	5.8
RV3HB185DNK30140D		25900			185			46.19" x 13.91" x 1.91"	8.8	9.5
RV3HB240DNK30140D		33600			240			46.19" x 13.91" x 1.91"	8.8	9.5
RV4HB300DNK30140D		42000			300			46.19" x 13.91" x 1.91"	8.8	9.5
RV1HB080DNK30160D	160	12800	103,000hour	83/0.9	80	3000K 4000K 5000K	100-277V 347V-480V	23.67" x 13.91" x 1.91"	4.3	5.8
RV1HB100DNK30160D		16000			100			23.67" x 13.91" x 1.91"	4.3	5.8
RV2HB150DNK30160D		24000			150			23.67" x 13.91" x 1.91"	4.3	5.8
RV3HB185DNK30160D		29600			185			46.19" x 13.91" x 1.91"	8.8	9.5
RV3HB240DNK30160D		38400			240			46.19" x 13.91" x 1.91"	8.8	9.5
Mounting	Lamp brackets with keyhole									
Ambient Temperature	0° -104° F									
Certification	ETL,DLC									
Material Usage	RoHS compliant,no mercury									
Environment	Indoor									
Warranty	5 year when installed in accordance with factory supplied instruction manual									

lighting layouts and spacing criteria available upon request

*Please contact your Rave representative to order products that don't have order codes listed here.


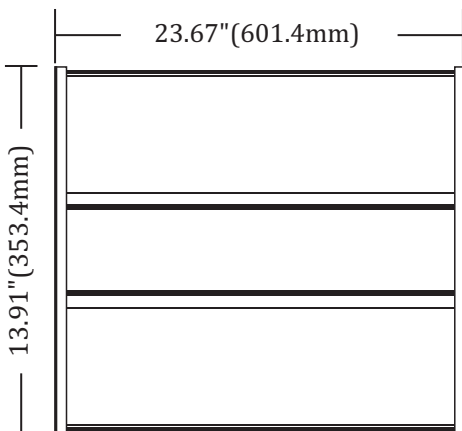
Product Size

Can be widely used in warehouse lighting.

Structure Features :

Shell materials: Iron

Color: White/Warm White



SUSPENDED INSTALLATION

1. Chain hanging



Inspect the fixture condition and accessories before installation. To install with optional Chain or conduit pendant kit.

A)

Hook the V-Hook into two end of the luminaire in the holes, attach the V-hook on chains which should be attached on the ceiling. Remove the access plate, take the wires out of the power driver compartment and through the hole of access plate, make wiring and re-install the access plate, then plug the flexible conduit into the hole of the access plate.

2. Conduit pendant



B)

Remove the access plate, take the wires out of the power driver compartment. and through the hole of access plate, re-install the access plate, fix the bottom cover on back plate of fixture with M4*6 screws provided. Thread the 3/4 inch conduit into the hole of upper box, and screw the nut at end of conduit to hold the upper box, (nut is provided by others), attach the fixture to upper box by hooking 2 feet of bottom cover into slot of upper box, make wiring. Tilt the fixture to horizontal, secure the box on the bottom cover with screws provided.

3. Pipe hanging



Package detail



Length	L(cm)	H(cm)	W(cm)	Q'ty/CTN	N.W(KG)	G.W(KG)
2'x2'	61	37	6.5	1	4.3	5.7
2'x4'	120	37	6.5	1	8.8	9.5

Qty fit in container Pallet		Qty fit in container Notpallet		Each Pallet CBM	
20'GP	40'GP/HQ	20'GP	40'GP/HQ	2FT	1.7CBM
1140	3240/3780	1890	3780/4320	2FT	1.7CBM
720	1620/1890	945	1890/2160	4FT	1.6CBM